

Tacx® NEO 3M




DIRECT-DRIVE SMART TRAINER

**NEW PRODUCT
ANNOUNCEMENT**

KEY FEATURES:

NEW	BUILT-IN MULTIDIRECTIONAL MOVEMENT	New integrated motion plates can be toggled on and off as desired and provide, combined with engineered lateral compliance, best in-class realistic ride feel while also helping prevent trainer fatigue.
NEW	CASSETTE INCLUDED	Ready to go out of the box with a new pre-installed SHIMANO/SRAM compatible 11-speed cassette, seamless in app onboarding process and no calibration required.
NEW	BUILT-IN HANDLE	New built-in handle makes the NEO3M easy to transport, and since it can power itself, there are no limits to where you can train.
NEW	DIRECT CONNECTION	New Tacx smart network adapter uses a connection with Ethernet or Wi-Fi® technology to create a more stable connection when multiple trainers are in one location, such as virtual races (sold separately).
IMPROVED	ACCURATE AND RELIABLE	Track your performance and progress with reliable, consistent measurements, including power, speed and cadence, and improved accuracy within 1% for a broader range of power outputs, up to 2200 watts.
	REAL ROAD FEEL	Built with the innovative Tacx virtual flywheel, which simulates the feeling of riding on different road types, such as cobblestone and gravel, so you can train for a variety of surfaces (when paired with the Tacx Training™ app or other popular training apps on your compatible smart device).
	CLIMB HIGHER	Get your legs ready to crush the toughest climbs by training on realistically simulated inclines up to a 25% gradient, and experience descent simulation.
	TACX TRAINING APP	Use the Tacx Training smart-device app for targeted training plans, high-quality films and training rides alongside WorldTour teams with a premium subscription (3-month trial included).
	THIRD-PARTY APPS	Seamless integration with TrainerRoad, Zwift and other popular riding/training smart-device apps.
	SEE YOUR POWER	Built-in LED indicator shows how hard you're pushing through a range of colours.

PRODUCT COMPARISON:

	NEO 3M	NEO 2T	FLUX 2
			
Resistance unit	Direct-drive with motor brake	Direct-drive with motor brake	Direct-drive with electro brake
Magnet	32 neodymium + motor	32 neodymium + motor	8 permanent + 8 electro
Flywheel weight	Variable (virtual)	Variable (virtual)	16.8 lbs
Max slope	25%	25%	16%
Maximum power	2200 watts	2200 watts	2000 watts
Power accuracy	<1% (increased range)	<1%	<2.5%
Plug-in required	No	No	Yes
Direct Data Connection	Wi-Fi/Ethernet (w/accessory)	None	None
Descent simulation ²	Yes	Yes	No
Road feel ²	Yes	Yes	No
Calibration	Not required	Not required	Spin down
Max brake force	260 N	260 N	120 N
Integrated multidirectional movement	Yes	No	No
Carrying handle	Yes	No	No